

Austin™



Avalon™



Amherst®



Arlington®



Ashfield™



Austin™



Avalon™



Chelsea®



Montara™



Tavaris™



Hawthorne™



Montara™



Shelburne™



Wellington®



980



780




816 Key Control™ Deadbolt



980 Austin Deadbolt



Hancock®



Austin™

Designer Roses



Arched Rose




Oval Rose

Contemporary




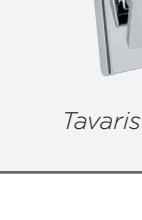
993 RDT



993 SQT



Katara™



Vedani™



Abbey®



Cameron®



Copa®



Circa®



Ashfield™



Austin™



Avalon™



Brooklane®



Hancock®



Laurel®



Phoenix®



Commonwealth®



Lido®



Pembroke™



Tustin®



Belleview™



Belleview™



Dakota™



660



Polo®



Dorian®



Tylo®



Cove™



Delta®



Balboa™



**SMARTCODE**  
TOUCHPAD ELECTRONIC DEADBOLT



**SMARTCODE**  
TOUCHPAD ELECTRONIC DEADBOLT



**Powerbolt**



**SMARTCODE**  
TOUCHPAD ELECTRONIC LEVER




Cove™



Delta®



Balboa™



SmartCode™



## RE-KEY IN 3 SIMPLE STEPS

Re-key in seconds—save time & money

Available in all Kwikset keyed-entry products

Pick Resistant—passes the most stringent lock picking standard, UL437, par 11.6

980 Series Deadbolt Certified ANSI/BHMA Grade 1 Security—the highest level of residential security available in the industry

BumpGuard™ for protection against lock bumping\*

### DEADBOLT SECURITY

Protects against the most common types of attacks:



#### DRILL ATTACK

Drill Resistant - cylinder uses two steel balls inserted into the front of the cylinder face to resist attack from drilling.



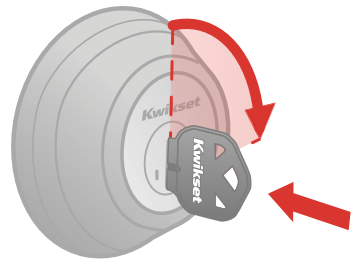
#### SAW ATTACK

Saw Resistant - hardened steel core prevents the bolt from being sawed off.

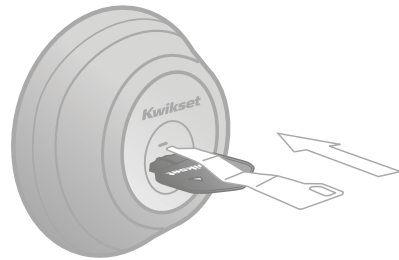


#### KICK-IN

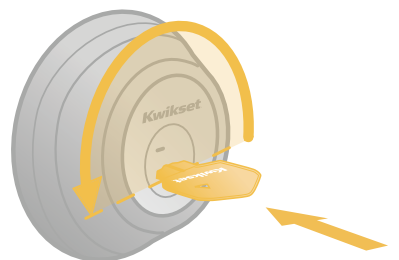
Full 1" throw bolt with hardened steel core and a heavy gauge solid steel strike with four 3" screws reinforces the door frame and protects against kick-ins.



**1** Insert functioning key & turn 1/4 turn clockwise.



**2** Insert & remove the SmartKey learn tool. Remove functioning key.



**3** Insert new key & turn 1/2 turn counter-clockwise. Done. *Your lock is now re-keyed!*



**!** You must have your functioning key & the learn tool for the system to work.



www.kwikset.com

19701 DaVinci • Lake Forest, CA • 92610 • 1-800-327-LOCK (5625)  
07/12 17730 • Copyright © 2012 Stanley Black & Decker



PRODUCT PORTFOLIO  
2012

THE BEST SECURITY IS SMART SECURITY.

THE BEST SECURITY IS SMART SECURITY.

## KEY CONTROL™ DEADBOLT

The Smart Alternative to Master Keying

### PROVIDING ONE-KEY CONTROL FOR MULTI-FAMILY APPLICATIONS

#### Key Control

Top concealed cylinder provides one-key control for the property manager

Lower exposed cylinder allows unique user keys for the tenant

Re-key your user or control cylinder at any time in seconds

Maintain key control throughout tenant or employee turnover

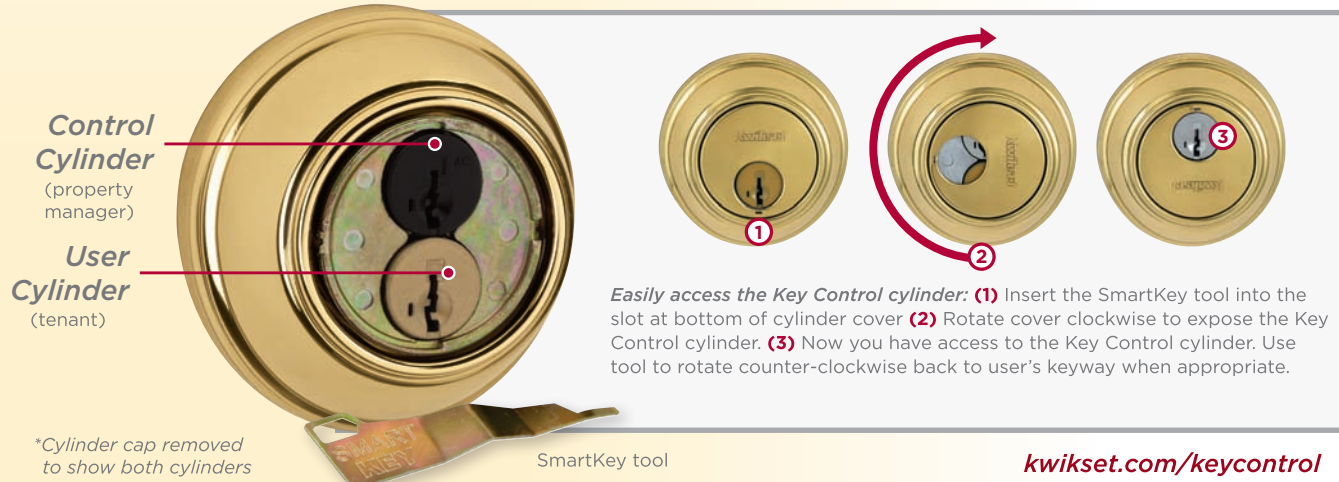
#### Increased Efficiency

Re-key the lock without removing from the door

Save time & money by re-keying yourself



Perfect for multi-family dwellings, student housing, assisted living & rental properties.



Control Cylinder (property manager)  
User Cylinder (tenant)

Easily access the Key Control cylinder: **(1)** Insert the SmartKey tool into the slot at bottom of cylinder cover **(2)** Rotate cover clockwise to expose the Key Control cylinder. **(3)** Now you have access to the Key Control cylinder. Use tool to rotate counter-clockwise back to user's keyway when appropriate.

\*Cylinder cap removed to show both cylinders

SmartKey tool

kwikset.com/keycontrol



	3	LO3	5	11P	15	15A	26	26D	501	502	514
<b>Handlesets</b>											
Amherst											
Arlington	•	•	•	•	•	•					
Ashfield			•	•	•	•					
Austin				•	•	•					
Avalon			•	•	•	•					
Chelsea	•	•	•	•	•	•					
Hawthorne				•	•	•					
Montara	•										
Shelburne		•		•	•	•					
Tavaris				•	•	•					
Wellington				•	•	•					
<b>Knobs</b>											
Abbey	•		•								
Cameron	•		•	•	•	•					
Circa	•		•	•	•	•					
Copa	•		•	•	•	•					
Hancock	•		•	•	•	•					
Laurel	•		•	•	•	•					
Phoenix	•		•	•	•	•					
<b>Levers</b>											
Ashfield				•	•	•					
Austin				•	•	•					
Avalon				•	•	•					
Brooklane				•	•	•					
Commonwealth	•	•	•	•	•	•					
Katara				•	•	•					
Lido	•	•	•	•	•	•					
Pembroke	•	•	•	•	•	•					
Tustin	•	•	•	•	•	•					
Vedani	•	•	•	•	•	•					
<b>Designer Roses</b>											
Arched				•	•	•					•
Oval				•	•	•					•
<b>Deadbolts</b>											
780/785	•	•	•	•	•	•					
980/985		•	•	•	•	•					
980 Austin				•	•	•					
993				•	•	•					
816 Key Control	•			•	•	•					
<b>Residential Electronic Locks</b>											
907 Powerbolt		•		•	•	•					
909 SmartCode		•		•	•	•					
909 CNT SmartCode		•		•	•	•					
911 SmartCode Lever		•		•	•	•					



	3	LO3	5	11P	15	15A	26	26D
<b>Handlesets</b>								
Belleview	•		•	•	•			•
Dakota	•		•	•	•	•		•
<b>Knobs</b>								
Cove	•		•	•	•			•
Polo	•		•	•	•	•		•
Tylo	•		•	•	•			•
<b>Levers</b>								
Balboa	•		•	•	•			•
Delta	•		•	•	•			•
Dorian	•		•	•	•			•
<b>Deadbolts</b>								
660/665	•		•	•	•	•	•	•

### Finishes

Our philosophy is that a finish can make all the difference. From Polished Brass to Rustic Bronze, the finish you choose makes a statement. It can, quite literally, finish off a room, giving it style and polish. We offer a full spectrum of finishes and textures.

